

Scaled data based on original data using
LM-79-08 Approved Method: Electrical and Photometric Measurements of Solid-
State Lighting Products

Test Report Prepared for
Cooper Lighting Solutions
(formerly Eaton)

Brand: STREETWORKS

Report Number: P527074

Luminaire Tested: **GLAN-SA2A-740-U-T3-GRSWH**

Issue Date: 5/27/2021

Test Information

Test Method: LM-79-08
Report Number: P527074
TEST IS SCALED FROM IESNA LM-79-08 TEST DATA (G3-2011-057-16)
Test Lab: INNOVATION CENTER
Issue Date: 5/27/2021
Manufacturer: COOPER LIGHTING SOLUTIONS (FORMERLY EATON)
Product Line: STREETWORKS
Catalog Number: GLAN-SA2A-740-U-T3-GRSWH
Description: GALLEON AREA AND ROADWAY LUMINAIRE
(2) 70 CRI, 4000K, 615mA LIGHTSQUARES WITH 16 LEDS EACH AND TYPE III OPTICS WITH WHITE GLARE REDUCTION SHIELD
Light Source: -
Ballast/Driver: ELECTRONIC DRIVER

Summary

Lumens per Lamp: N/A
Luminaire Lumens: 7840.9 lumens
Efficiency: N/A
Efficacy: 124.5 lumens/watt
Luminous Opening: Rectangular (W 0.5' x L: 1' x H: 0')
IES Classification: Type II - Short
BUG Rating: B2 - U0 - G1

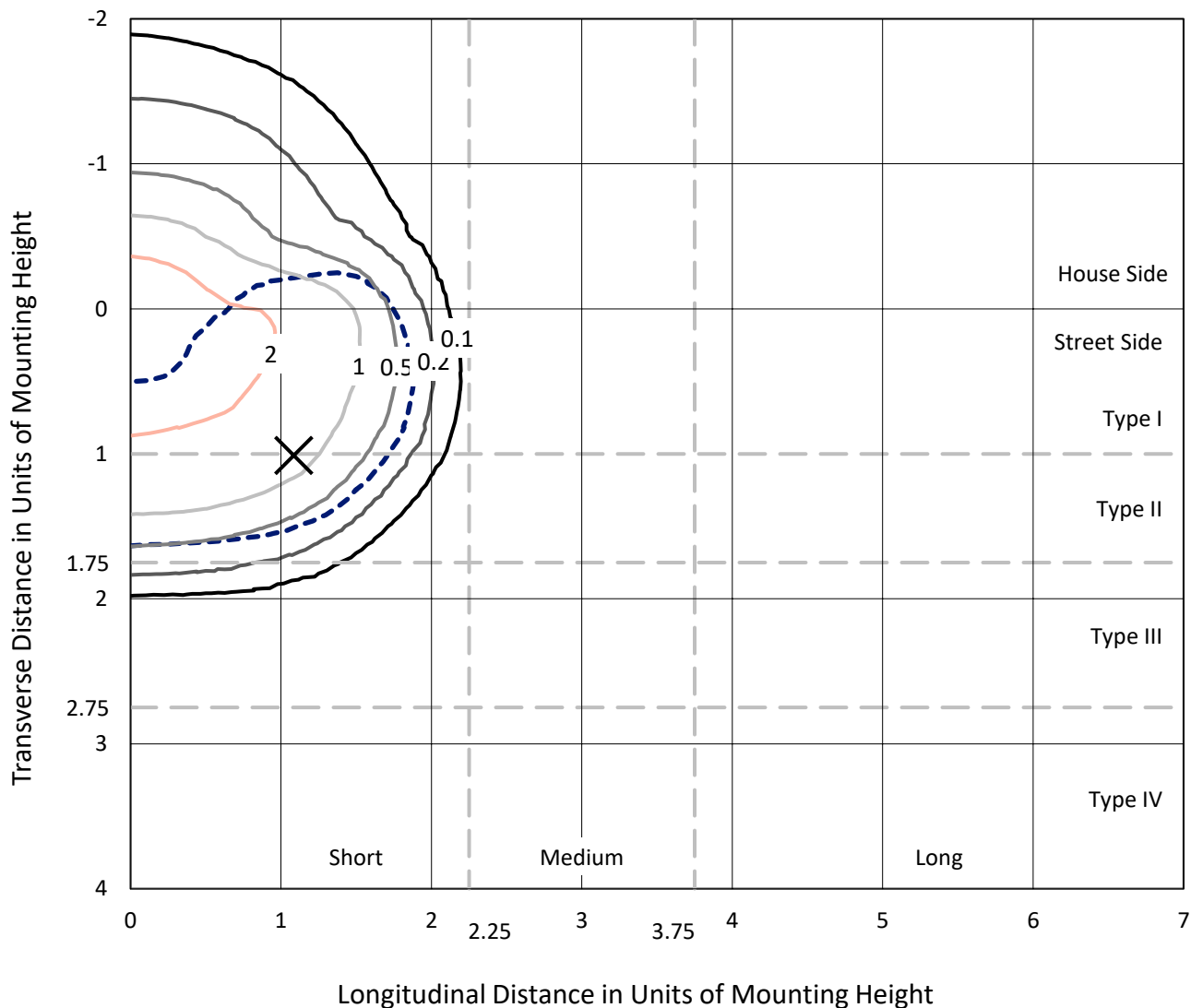
Input Watts (W): 63
Input Voltage (V): NR
Input Current (Ain): NR
Voltage Rise (V): NR
Power Factor: NR
Total Harmonic Distortion (THDi): NR
Frequency (hertz): 60
Stabilization Time: NR
Operation Time: NR
Ambient Temperature (°C): NR
Test Distance: 24 FT



REPORT NUMBER: P527074
 CATALOG NUMBER: GLAN-SA2A-740-U-T3-GRSWH

Iso-Footcandle Lines of Horizontal Illumination

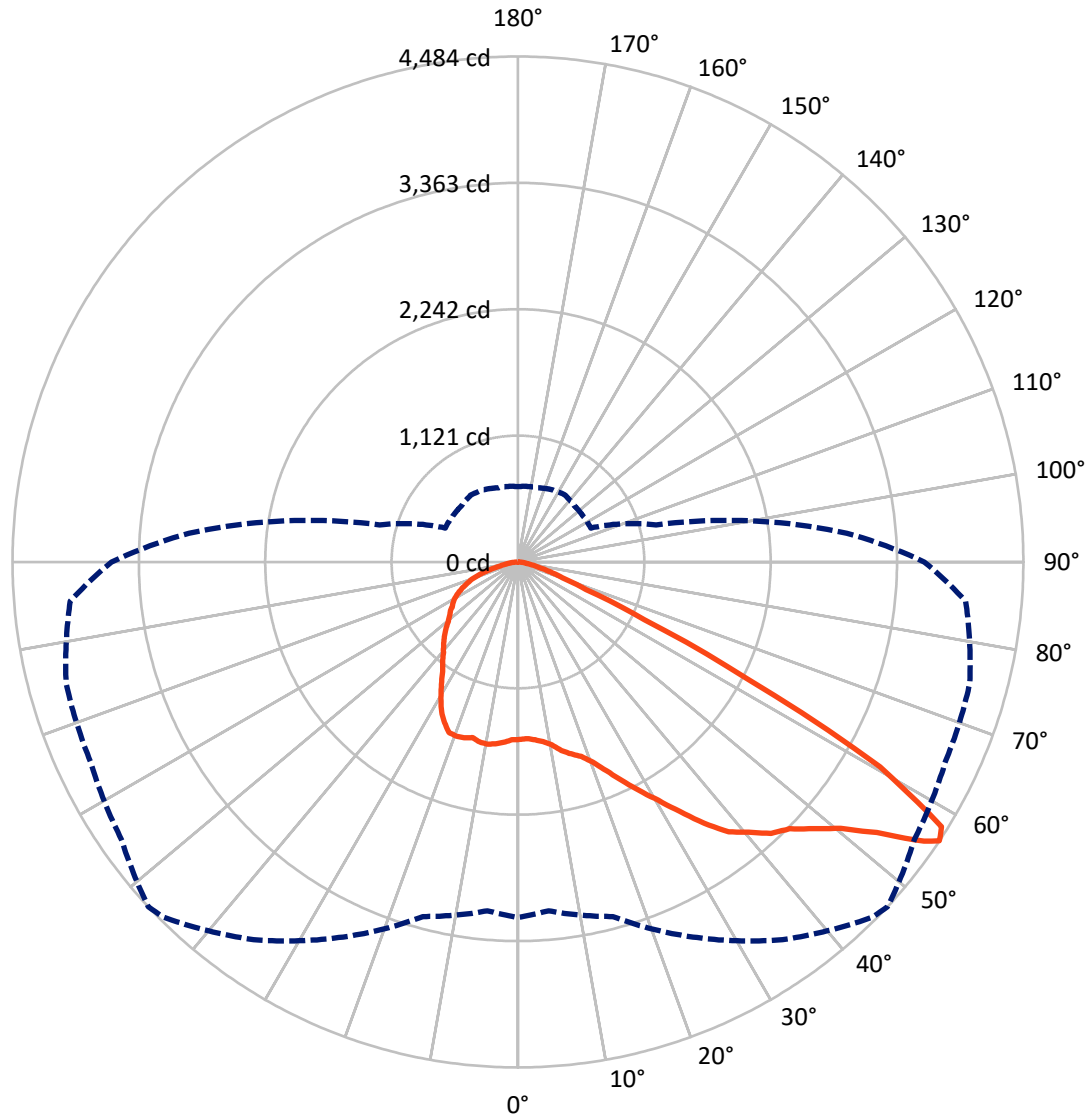
✕ Max cd
 - - - 1/2 Max cd



Based on 25 foot mounting height. Maximum calculated value = 2.6 fc
 Type II - Short - N/A

REPORT NUMBER: P527074
CATALOG NUMBER: GLAN-SA2A-740-U-T3-GRSWH

Luminous Intensity Polar Plot



— Vertical Plane Through 47-Deg Lateral - - - Horizontal Cone Through 56-Deg Vertical

REPORT NUMBER: P527074
 CATALOG NUMBER: GLAN-SA2A-740-U-T3-GRSWH

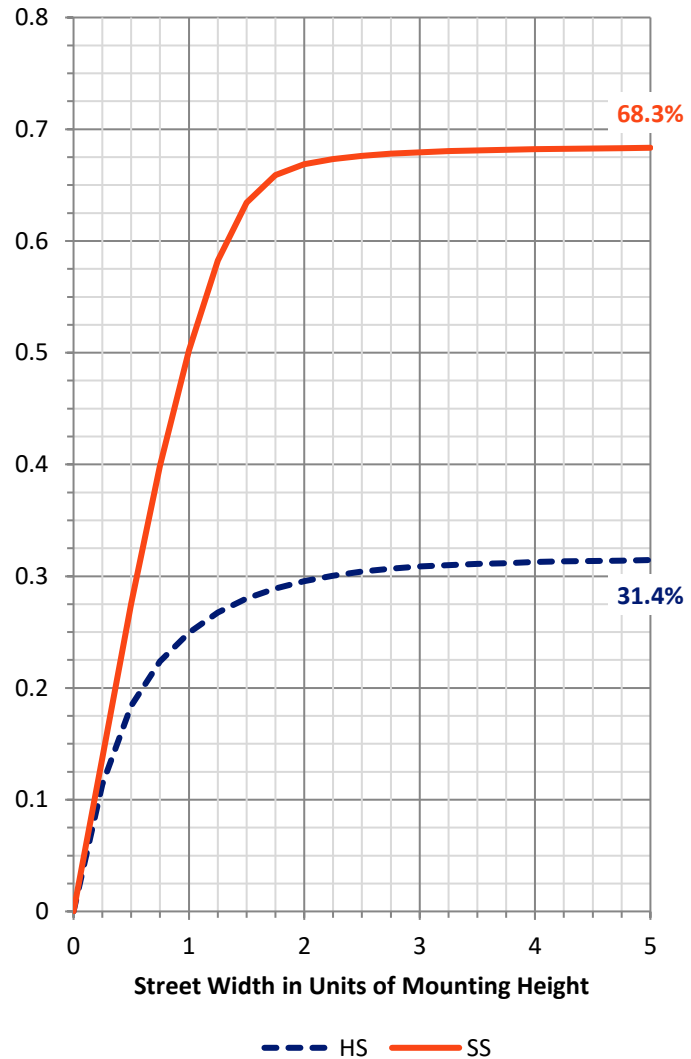
FLUX DISTRIBUTION:

		Downward	Upward	Total
House Side	Lumens	2484.7	0.0	2484.7
	% Fixture	31.7	0.0	31.7
Street Side	Lumens	5356.2	0.0	5356.2
	% Fixture	68.3	0.0	68.3
Total	Lumens	7840.9	0.0	7840.9
	% Fixture	100.0	0.0	100.0

Coefficient of Utilization

ZONAL LUMENS:

Zone	Lumens	% Fixture
0°-10°	153.5	2.0
10°-20°	484.1	6.2
20°-30°	855.8	10.9
30°-40°	1285.3	16.4
40°-50°	1764.0	22.5
50°-60°	2101.6	26.8
60°-70°	899.3	11.5
70°-80°	254.5	3.2
80°-90°	42.8	0.5
90°-100°	0.0	0.0
100°-110°	0.0	0.0
110°-120°	0.0	0.0
120°-130°	0.0	0.0
130°-140°	0.0	0.0
140°-150°	0.0	0.0
150°-160°	0.0	0.0
160°-170°	0.0	0.0
170°-180°	0.0	0.0
0°-90°	7840.9	100.0
0°-180°	7840.9	100.0



REPORT NUMBER: P527074

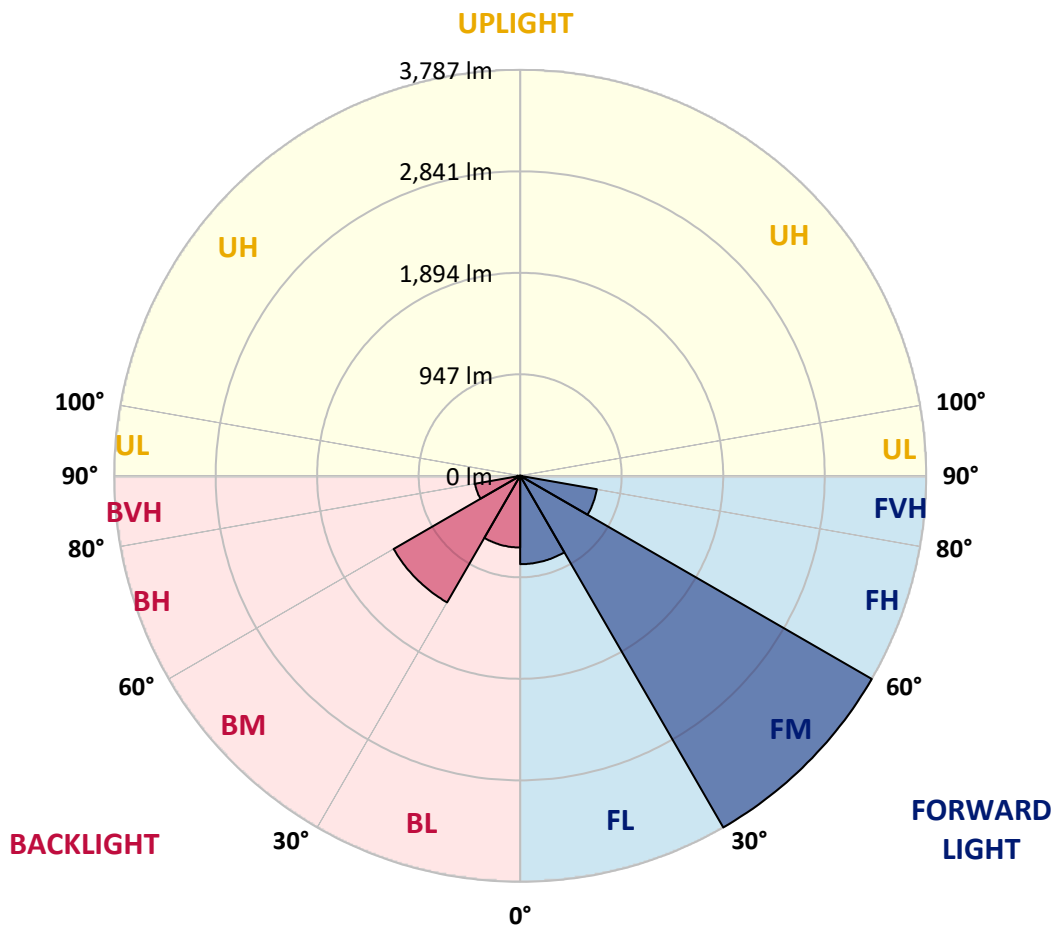
CATALOG NUMBER: GLAN-SA2A-740-U-T3-GRSWH

LUMINAIRE CLASSIFICATION SYSTEM LUMEN TABLE AND BUG RATING:

Zone	Lumens	% Fixture	Zone Rating/Lumen Limit		
			B	U	G
FL (0°-30°)	824.3	10.5			
FM (30°-60°)	3787.3	48.3			
FH (60°-80°)	726.4	9.3			G1/1800
FVH (80°-90°)	18.2	0.2			G1/100
BL (0°-30°)	669.0	8.5	B2/1000		
BM (30°-60°)	1363.6	17.4	B2/2500		
BH (60°-80°)	427.5	5.5	B1/500		G1/500
BVH (80°-90°)	24.7	0.3			G1/100
UL (90°-100°)	0.0	0.0		U0/0	
UH (100°-180°)	0.0	0.0		U0/0	

BUG Rating: B2-U0-G1

Type II Short





REPORT NUMBER: P527074

CATALOG NUMBER: GLAN-SA2A-740-U-T3-GRSWH

CANDELA DISTRIBUTION (FULL):

	0°	5°	15°	25°	35°	45°	47°	55°	65°	75°	85°
0°	1575	1575	1575	1575	1575	1575	1575	1575	1575	1575	1575
2.5°	1569	1566	1564	1580	1574	1575	1569	1575	1579	1570	1583
5°	1566	1575	1567	1572	1585	1581	1585	1597	1594	1591	1587
7.5°	1594	1595	1601	1603	1607	1603	1609	1620	1617	1600	1602
10°	1634	1636	1637	1648	1655	1656	1649	1639	1638	1661	1645
12.5°	1680	1675	1687	1691	1699	1708	1717	1696	1709	1710	1691
15°	1747	1752	1738	1738	1741	1742	1767	1757	1755	1744	1752
17.5°	1847	1813	1812	1798	1796	1804	1813	1821	1848	1826	1783
20°	1920	1928	1899	1882	1885	1903	1894	1930	1949	1913	1871
22.5°	2049	2022	2029	1991	1994	2013	2012	2049	2060	2003	1942
25°	2136	2129	2135	2105	2109	2124	2148	2209	2191	2128	1987
27.5°	2263	2249	2244	2233	2229	2269	2297	2362	2349	2257	2067
30°	2393	2384	2389	2344	2360	2445	2453	2542	2536	2374	2156
32.5°	2483	2488	2497	2472	2543	2611	2638	2739	2744	2575	2328
35°	2628	2611	2616	2645	2678	2802	2846	2913	2955	2786	2493
37.5°	2719	2737	2716	2762	2848	2997	3037	3106	3150	2994	2718
40°	2861	2832	2847	2880	2968	3162	3151	3222	3236	3171	2928
42.5°	3014	3000	2979	3054	3128	3269	3291	3258	3329	3344	3228
45°	3197	3214	3217	3219	3284	3407	3377	3348	3430	3539	3414
47.5°	3367	3313	3352	3406	3498	3499	3534	3465	3552	3649	3582
50°	3424	3398	3450	3552	3694	3709	3713	3615	3660	3737	3640
52.5°	3402	3393	3526	3684	3892	3968	3988	3867	3892	3857	3768
55°	3297	3324	3458	3780	4099	4334	4372	4219	4060	4087	3989
56°	3153	3106	3256	3671	4090	4453	4484	4293	4185	4150	3987
57.5°	2675	2614	2811	3303	3863	4408	4431	4324	4164	4093	3696
60°	1566	1596	1846	2278	2980	3614	3691	3769	3662	3344	2751
62.5°	756	737	916	1306	1816	2307	2284	2503	2623	2376	1737
65°	396	394	500	713	998	1212	1233	1351	1516	1224	882
67.5°	291	299	352	501	642	655	652	711	727	615	542
70°	228	232	271	381	478	428	419	426	473	493	469
72.5°	165	169	202	257	299	292	298	337	395	416	391
75°	110	113	131	157	177	191	202	247	301	313	301
77.5°	76	79	91	111	113	122	126	147	180	195	187
80°	43	43	49	57	70	82	84	101	116	126	128
82.5°	20	21	26	35	46	57	59	70	81	91	94
85°	10	11	15	21	28	34	33	34	36	34	35
87.5°	3	3	4	5	4	5	5	6	7	8	9
90°	0	0	0	0	0	0	0	0	0	0	0



REPORT NUMBER: P527074

CATALOG NUMBER: GLAN-SA2A-740-U-T3-GRSWH

CANDELA DISTRIBUTION (continued):

	90°	95°	105°	115°	125°	135°	145°	155°	165°	175°	180°
0°	1575	1575	1575	1575	1575	1575	1575	1575	1575	1575	1575
2.5°	1584	1587	1567	1586	1579	1578	1592	1590	1595	1593	1581
5°	1585	1578	1599	1580	1589	1608	1595	1625	1610	1620	1598
7.5°	1616	1618	1614	1622	1618	1627	1620	1627	1615	1616	1636
10°	1643	1637	1644	1634	1641	1638	1622	1617	1621	1616	1629
12.5°	1693	1682	1677	1665	1657	1627	1602	1588	1607	1610	1604
15°	1744	1745	1722	1695	1645	1600	1606	1611	1611	1619	1604
17.5°	1776	1776	1755	1701	1650	1624	1618	1602	1588	1586	1585
20°	1832	1815	1767	1700	1648	1636	1591	1553	1524	1514	1513
22.5°	1896	1853	1786	1702	1645	1628	1544	1487	1435	1413	1416
25°	1955	1886	1797	1693	1634	1552	1458	1379	1325	1307	1298
27.5°	1996	1921	1797	1701	1593	1467	1371	1270	1223	1211	1213
30°	2051	1965	1828	1684	1511	1357	1242	1176	1148	1138	1145
32.5°	2180	2080	1871	1643	1414	1247	1154	1117	1076	1056	1049
35°	2320	2189	1913	1574	1305	1147	1089	1055	1006	984	988
37.5°	2518	2329	1916	1460	1187	1091	1038	985	945	911	901
40°	2785	2520	1909	1340	1092	1025	986	920	875	851	856
42.5°	3020	2744	1880	1204	1006	980	936	871	827	802	800
45°	3218	2909	1825	1088	934	930	879	829	794	771	781
47.5°	3401	3042	1742	972	868	876	827	796	774	753	752
50°	3467	3040	1669	876	815	811	809	776	753	735	743
52.5°	3577	3074	1590	810	767	768	775	751	725	714	724
55°	3735	3079	1416	733	727	734	734	718	696	687	682
56°	3606	2930	1270	713	707	707	726	708	681	674	668
57.5°	3326	2567	1063	689	680	694	704	685	660	650	656
60°	2294	1737	799	637	637	660	668	640	629	628	620
62.5°	1339	1012	625	590	592	611	617	601	587	604	612
65°	710	604	536	540	541	556	582	581	580	585	586
67.5°	514	502	487	483	485	496	522	542	541	529	520
70°	458	441	432	433	425	438	459	472	449	435	429
72.5°	381	376	370	371	355	352	328	328	322	318	325
75°	291	289	292	287	270	252	238	225	205	197	193
77.5°	184	190	197	186	179	166	152	139	123	114	114
80°	125	130	135	133	125	113	102	88	77	70	69
82.5°	95	99	106	98	90	80	71	61	51	43	43
85°	34	39	43	47	50	51	44	36	29	23	22
87.5°	9	10	11	10	10	10	11	10	9	7	7
90°	0	0	0	0	0	0	0	0	0	0	0

(END OF REPORT)